

WELDED STEEL TRUSSES


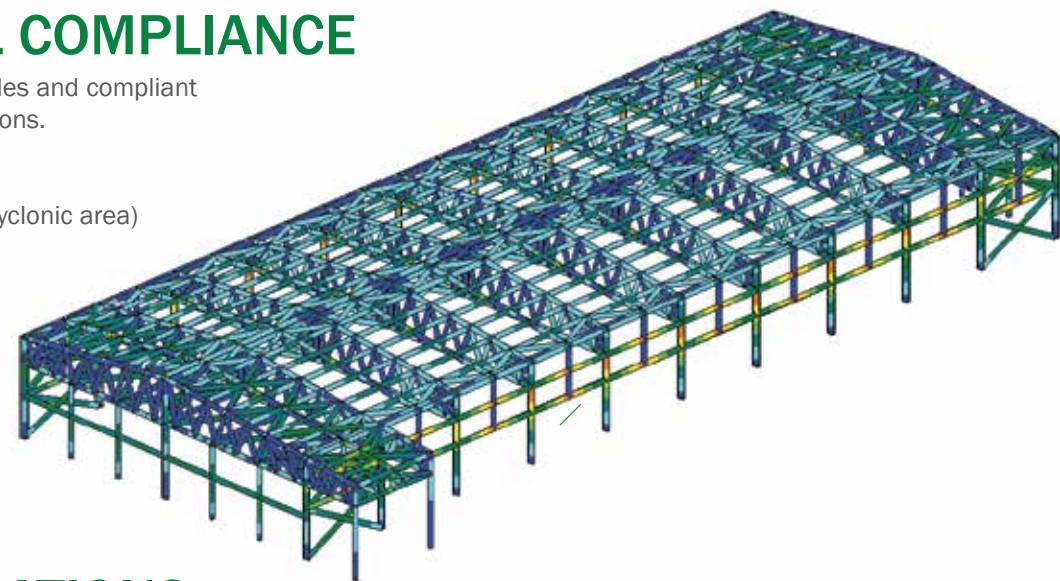


For certain applications, customers prefer to see welded steel roof trusses; C-Lines have solutions and are able to deliver quality galvanised welded steel tube trusses. All C-Lines trusses are precision built and strong enough to suspend all necessary husbandry equipment.

INTERNATIONAL COMPLIANCE

All frames are calculated in Eurocodes and compliant with international structural regulations.

- Free Span from 10 to 55 meter.
- Wind loads from 0 to 300km/h (cyclonic area)
- Snow load : From 0 to 200kg/m²



EVOLUTION® STRUCTURES

Poultry

For all your poultry structure needs, look no further than the C-Lines Evolution® range. Our experienced design team includes in house poultry expertise and will assist you in maximizing and optimizing the surface area of your farm.

Our buildings meet all the requirements of poultry production, whether it is for broiler, breeder or layer operations these durable structures will give a low cost of ownership throughout a very long life cycle.

Smooth inner walls and ceilings enables easy cleaning and uninterrupted ventilation. Our galvanized and lacquered sheet metal or polyurethane foamed sandwich panel ceilings further ensures optimal biosecurity. Each junction is sealed with silicone and joined creating an air tight environment. The thicknesses of insulation can vary from a minimum of 4cm to meet the highest requirements. We guarantee the absence of thermal bridges and temperature uniformity.

Swine

C-Lines is experienced in setting up swine structures at all stages. These buildings offer the best performance in terms of environmental control and biosecurity. Our in-house swine experts design housing to minimize pig mortality and to maximize feed conversion rate.

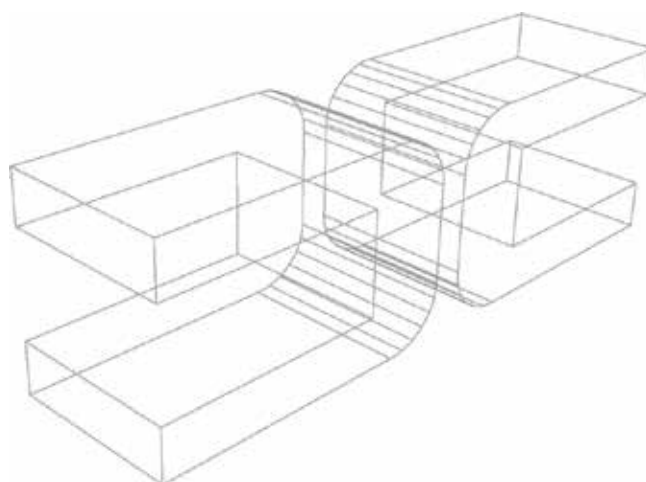
The flat ceiling: promoted on all our pig projects, accelerates the air flow of ventilation and is also accessible for cleaning and avoiding hot spots. The ceiling can be realized in PVC metal sheets, sandwich panels, or any other special coated surface. Smooth inner walls and a high quality coating allows easy cleaning and uninterrupted ventilation and rust apparition.

Commercial Egg

C-Lines offers different types of layer houses to meet the highest requirements. These buildings offer the best performance in terms of environmental control and biosecurity. Through our vast global experience, we have built C-Lines into the premier brand for the commercial egg and poultry industry. Due to our strong focus on biosecurity, you can be confident that your commercial egg projects at any scale will be housed in a reliable and safe structure.


Evolution Structure


Evolution® structures offer a very wide range of pre-fabricated, tailor made solutions for almost every possible use & application. Benefiting from experience feedback from more than 60 countries & with more than 200 constructions per year, C-Lines has been able to adapt and offer high quality buildings that are bio-secure, cost efficient and resistant to any weather condition.



PANELS SPECIFICATIONS

Panel Nominal Thickness (mm)													
U transmittance	25	30	35	40	50	60	70	80	100	120	150	180	200
W/m ² K	0.846	0.718	0.624	0.551	0.447	0.375	0.324	0.285	0.229	0.191	0.153	0.128	0.116
Kcal/m ² H°C	0.730	0.619	0.538	0.475	0.385	0.324	0.279	0.246	0.197	0.164	0.132	0.111	0.100





C-LINES offer different types of structures to meet the highest requirements. Whether it is for swine, broilers buildings, or livestock housing, we have you covered. These buildings offer the best performance in the market in terms of environmental control and biosecurity. Our design guarantees you optimal animal welfare and comfort, maximizing your feed conversion rate. C-Lines structure designs also prioritize minimal energy consumption and easy maintenance.

FRAMES

Evolution® frames utilize 100% galvanized steel for its structures and utilise a fully bolted assembly for lowest shipping cost to site and super-fast installation. C-Lines prides itself with its highly durable structures that are able to endure any and all weather conditions.



INSTALLATION



A lighter frame means a lighter concrete base. Each post of the structure stands on a solid concrete block. C-Lines ensures that these concrete blocks adhere fully to local legal codes. The concrete and fast acting chemical anchorage used ensures that C-Lines structures are built fast and most importantly, strong.

Our prefabricated design makes for an easy and rapid installation process. We provide detailed step-by-step instructions for erecting Evolution® structures.



CEILING & TOP INSULATION

Evolution® ceilings are available in PU sandwich panels, lacquered metal sheets or aluminium-zinc coating. The benefits of having a profiled ceiling includes; avoiding the accumulation of heat at the top, reduced heat accumulation on the floor and creates an air gap to enable dynamic air ventilation. Our top insulation utilizes polyurethane or glass wool to ensure that temperatures inside the building are always at optimum levels.

SIDE WALLS

Our walls are specifically designed to improve insulation and avoid any thermal bridge. Side walls are adaptable to any industry equipment such as ventilation, heaters and pop-holes and the smooth bio-secure surface makes cleaning a breeze.



PVC PANELS

Optional highly durable PVC panels installed will greatly reduce concrete work times and enable flexible planning. The high impact panels serve as formwork for concrete, even at gables, to strengthen the overall structure integrity.



INTERIOR

The interior is completely post-free. It is strong enough to support the ceiling, feed and watering lines, cages, heaters and any livestock farming equipment. The lack of posts and crossbars mean more efficient air flow and ventilation for your structure. This is achieved by having all reinforcements placed outside the building. Clear span buildings assure unhindered animal management and faster turnaround time between production cycles.

ROOF

The roof may be supplied using PU sandwich panel, corrugated lacquered trapezoidal metal sheets or Aluminium-Zinc coated metal sheets. All roof material options are sleek in design and will provide excellent weather protection.



DOORS & WINDOWS

Our heavy duty doors are designed to keep the building 100% airtight when closed ensuring biosecurity for your animals. All doors and windows are made using high quality and durable materials to ensure good service throughout the long life of the building.

